

ARPA Funding Formula

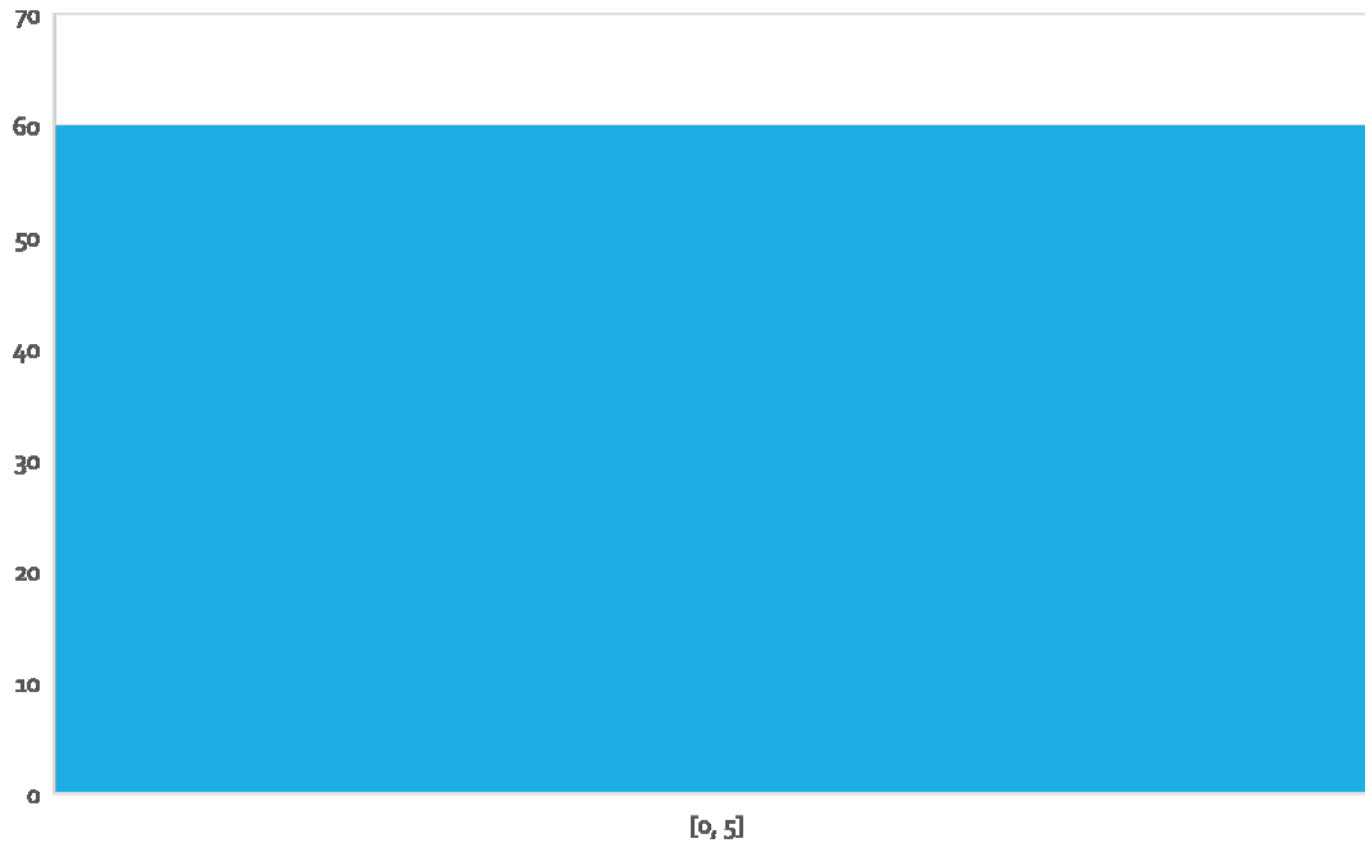
Step 1: Apply a per capita amount based on service area:

Example, 55¢ per capita

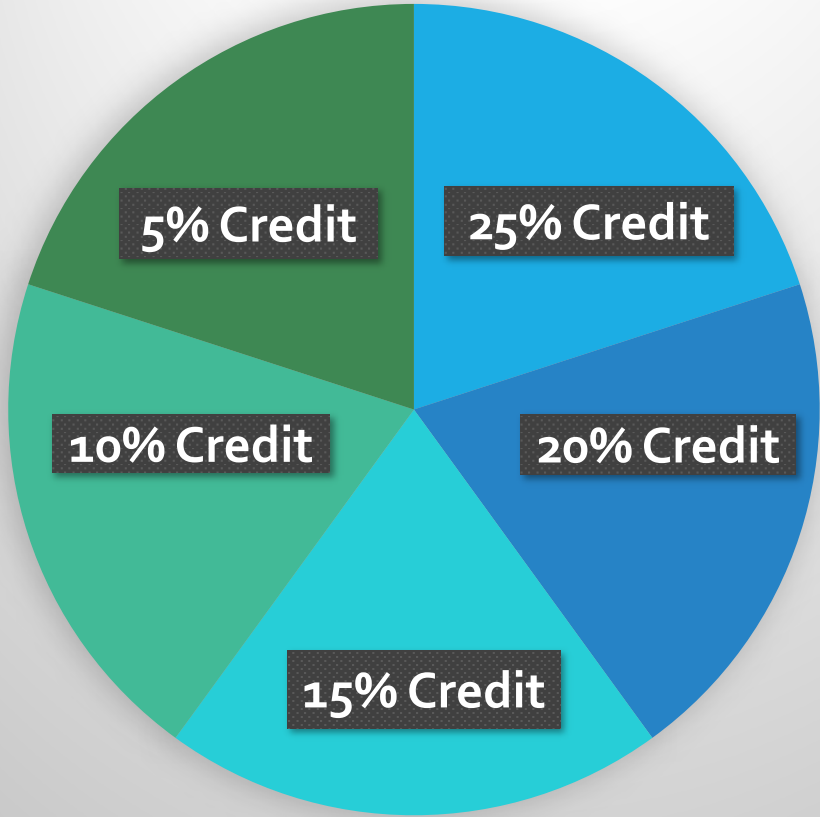
Tumlover County,
Population 35,000

$$35,000 \times .45 = \$15,750$$

Chart Title

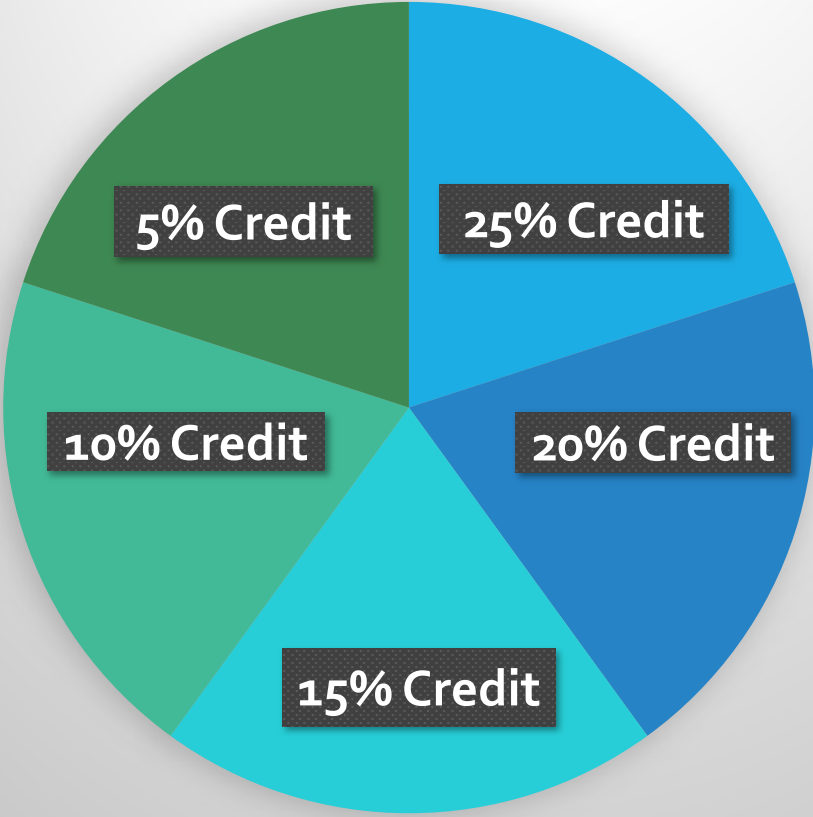


Assigning Credits



- Need Level 5
- Need Level 4
- Need Level 3
- Need Level 2
- Need Level 5

Assigning Credits



- Need Level 5
- Need Level 4
- Need Level 3
- Need Level 2
- Need Level 5

Step 2: Apply ranking and credit for Rurality:

Tumlover County,

Population Density 10.5 people/sq. mile

Rank: 38 | Tier: 3 | Percent Added: 15%

$$\text{\$15,750} \times 15\% = \text{\$2,362.50}$$

Step 3: Apply ranking and credit for Unemployment:

Tumlover County,

Unemployment (2019): 8.31%

Rank: 68 | Tier: 5 | Percent Added: 25%

$$\text{\$15,750} \times 25\% = \text{\$3,937.50}$$

Step 4: Apply ranking and credit for SAIPE*:

Tumlover County,

SAIPE 15.6%

Rank: 19 | Tier: 2 | Percent Added: 10%

$$\mathbf{\$15,750 \times 10\% = \$1,575.00}$$

***SAIPE** Small Area Income and Poverty Estimates

Step 5: Apply ranking and credit for Connectivity*:

**Tumlover County,
Connectivity 64%**

Rank: 51 | Tier: 4 | Percent Added: 20%

$$\text{\$15,750} \times 20\% = \text{\$3,150.00}$$

***Connectivity** % of households with Internet subscription

Step 6: Add all credits to Base:

Tumlover County

Base	\$15,750.00
Rurality Credit	\$2,362.50
Unemployment Credit	\$3,937.50
SAIPE Credit	\$1,575.00
Connectivity Credit	\$3,150.00
Total	\$26,775.00